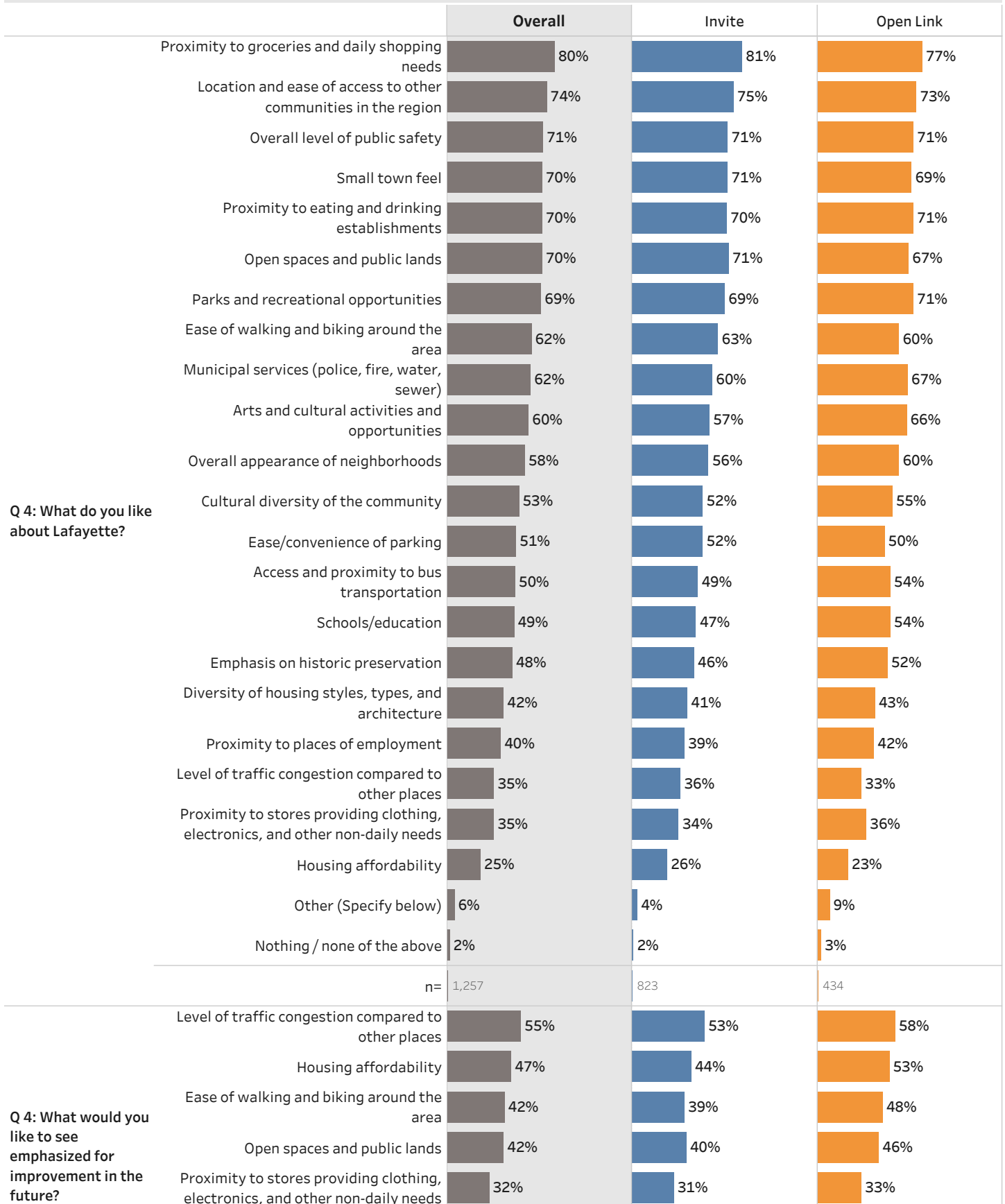


		Overall	Invite	Open Link
Q 1: Do you live in the city limits of Lafayette?	Yes	95%	100%	94%
	No	5%		6%
	n=	596	83	513
Q 1: Where is your residence located?	East of US 287 between Baseline and South Boulder Rd	43%	20%	49%
	West of US 287 between Baseline and South Boulder Rd	43%	22%	39%
	West of US 287, North of Baseline Rd	33%	19%	26%
	West of Highway 287, South of South Boulder Rd	29%	16%	26%
	East of Highway 287, North of Baseline Rd	29%	13%	33%
	East of US 287, South of South Boulder Rd	18%	10%	14%
	Other Boulder County	2%		5%
	Denver / Other Denver Metro Area	1%		3%
	Longmont	1%		2%
	Boulder	0%		1%
	Louisville	0%		1%
	Broomfield	0%		0%
	n=	1,355	843	512
Q 2: In general, would you say that Lafayette is going in the right direction or wrong direction?	Generally going in the right direction	61%	62%	60%
	Generally going in the wrong direction	24%	23%	27%
	Don't know	14%	15%	13%
n=	1,357	846	511	
Q 3: Since you have lived here, has Lafayette improved, gotten worse, or stayed the same as a place to live, taking all things into consideration?	Improved	55%	55%	54%
	Gotten worse	23%	22%	25%
	Stayed the same	18%	20%	16%
	Don't know / no opinion	4%	3%	4%
n=	1,355	842	513	



	Overall	Invite	Open Link
Diversity of housing styles, types, and architecture	30%	26%	39%
Proximity to eating and drinking establishments	30%	32%	26%
Access and proximity to bus transportation	29%	25%	36%
Parks and recreational opportunities	29%	28%	31%
Overall appearance of neighborhoods	29%	30%	27%
Small town feel	29%	27%	32%
Arts and cultural activities and opportunities	28%	27%	29%
Schools/education	26%	27%	25%
Cultural diversity of the community	26%	23%	32%
Ease/convenience of parking	25%	22%	29%
Proximity to places of employment	24%	23%	26%
Emphasis on historic preservation	19%	19%	18%
Overall level of public safety	17%	17%	18%
Proximity to groceries and daily shopping needs	16%	14%	20%
Location and ease of access to other communities in the region	13%	12%	15%
Municipal services (police, fire, water, sewer)	12%	10%	14%
Other (Specify below)	14%	10%	23%
Nothing / none of the above	3%	1%	5%
n=	1,216	782	434

Q 4: What would you like to see emphasized for improvement in the future?

		Overall	Invite	Open Link
Encourage businesses to locate here in order to provide more local employment opportunities	1 - Not a Priority	11%	11%	11%
	2	10%	10%	11%
	3	23%	22%	23%
	4	29%	30%	28%
	5 - High Priority	26%	27%	26%
	AVERAGE	3.5	3.5	3.5
	n=	1,177	784	393
Expand arts, music, cultural facilities (indoor theater, performance spaces)	1 - Not a Priority	11%	13%	8%
	2	11%	12%	8%
	3	26%	25%	28%
	4	29%	29%	30%
	5 - High Priority	23%	21%	26%
	AVERAGE	3.4	3.3	3.6
	n=	1,196	788	408
Expand environmental sustainability efforts	1 - Not a Priority	7%	8%	5%
	2	6%	5%	6%
	3	13%	14%	12%
	4	23%	24%	21%
	5 - High Priority	51%	49%	56%
	AVERAGE	4.1	4.0	4.2
	n=	1,190	786	404
Expand housing options for all income levels	1 - Not a Priority	15%	17%	12%
	2	12%	13%	10%
	3	22%	21%	23%
	4	18%	18%	18%
	5 - High Priority	33%	31%	38%
	AVERAGE	3.4	3.3	3.6
	n=	1,195	792	403

Q 5: As the city plans for the future, please indicate the level of priority that should be given to the following types of improvements or enhancements in Lafayette.

		Overall	Invite	Open Link
Expand library facilities and/or services	1 - Not a Priority	10%	11%	8%
	2	14%	14%	14%
	3	33%	33%	34%
	4	26%	25%	27%
	5 - High Priority	17%	17%	17%
	AVERAGE	3.3	3.2	3.3
	n=	1,155	768	387
Expand senior/active adult centers	1 - Not a Priority	12%	13%	11%
	2	14%	15%	11%
	3	36%	35%	40%
	4	24%	23%	26%
	5 - High Priority	14%	14%	13%
	AVERAGE	3.1	3.1	3.2
	n=	1,112	733	379
Explore constructing a youth/teen center in Lafayette	1 - Not a Priority	14%	16%	12%
	2	13%	14%	12%
	3	28%	27%	31%
	4	28%	28%	28%
	5 - High Priority	17%	16%	18%
	AVERAGE	3.2	3.1	3.3
	n=	1,128	743	385
Improve access to alternative options for traveling around the area	1 - Not a Priority	8%	9%	6%
	2	11%	12%	8%
	3	21%	22%	19%
	4	27%	26%	29%
	5 - High Priority	33%	31%	37%
	AVERAGE	3.7	3.6	3.8
	n=	1,149	756	393

Q 5: As the city plans for the future, please indicate the level of priority that should be given to the following types of improvements or enhancements in Lafayette.

		Overall	Invite	Open Link	
Improve access to high-speed, reliable internet	1 - Not a Priority	9%	9%	9%	
	2	6%	7%	6%	
	3	17%	16%	19%	
	4	23%	23%	24%	
	5 - High Priority	45%	46%	42%	
	AVERAGE	3.9	3.9	3.9	
	n=	1,173	774	399	
Q 5: As the city plans for the future, please indicate the level of priority that should be given to the following types of improvements or enhancements in Lafayette.	Improve and build City infrastructure (water, sewer, etc.)	1 - Not a Priority	4%	4%	3%
		2	9%	10%	7%
		3	31%	32%	29%
		4	33%	32%	35%
		5 - High Priority	23%	22%	26%
		AVERAGE	3.6	3.6	3.7
	n=	1,082	713	369	
Improve safety on public streets	1 - Not a Priority	9%	10%	5%	
	2	12%	12%	12%	
	3	28%	29%	26%	
	4	26%	24%	31%	
	5 - High Priority	24%	24%	25%	
	AVERAGE	3.5	3.4	3.6	
	n=	1,133	743	390	
More parks and/or recreation facilities	1 - Not a Priority	8%	9%	5%	
	2	10%	10%	10%	
	3	25%	21%	34%	
	4	30%	31%	27%	
	5 - High Priority	27%	29%	23%	
	AVERAGE	3.6	3.6	3.5	
	n=	1,189	782	407	

Community Priorities

		Overall	Invite	Open Link
<p>Q 5: As the city plans for the future, please indicate the level of priority that should be given to the following types of improvements or enhancements in Lafayette.</p> <p>Open space lands and/or trails</p>	1 - Not a Priority	4%	5%	3%
	2	6%	6%	5%
	3	16%	16%	16%
	4	26%	25%	28%
	5 - High Priority	48%	48%	49%
	AVERAGE	4.1	4.0	4.1
	n=	1,208	796	412
<p>Other high priorities for enhancements that are missing from list? (Specify below)</p>	1 - Not a Priority	6%	6%	5%
	2	2%	3%	1%
	3	6%	6%	6%
	4	8%	10%	5%
	5 - High Priority	79%	76%	84%
	AVERAGE	4.5	4.5	4.6
	n=	268	162	106
<p>Provide more and better sidewalks</p>	1 - Not a Priority	7%	8%	6%
	2	11%	11%	11%
	3	26%	25%	27%
	4	28%	27%	30%
	5 - High Priority	28%	28%	27%
	AVERAGE	3.6	3.6	3.6
	n=	1,152	753	399
<p>Provide more community gathering places/outdoor events spaces</p>	1 - Not a Priority	10%	12%	7%
	2	13%	13%	13%
	3	33%	33%	33%
	4	25%	24%	28%
	5 - High Priority	19%	19%	19%
	AVERAGE	3.3	3.2	3.4
	n=	1,176	773	403

Community Priorities

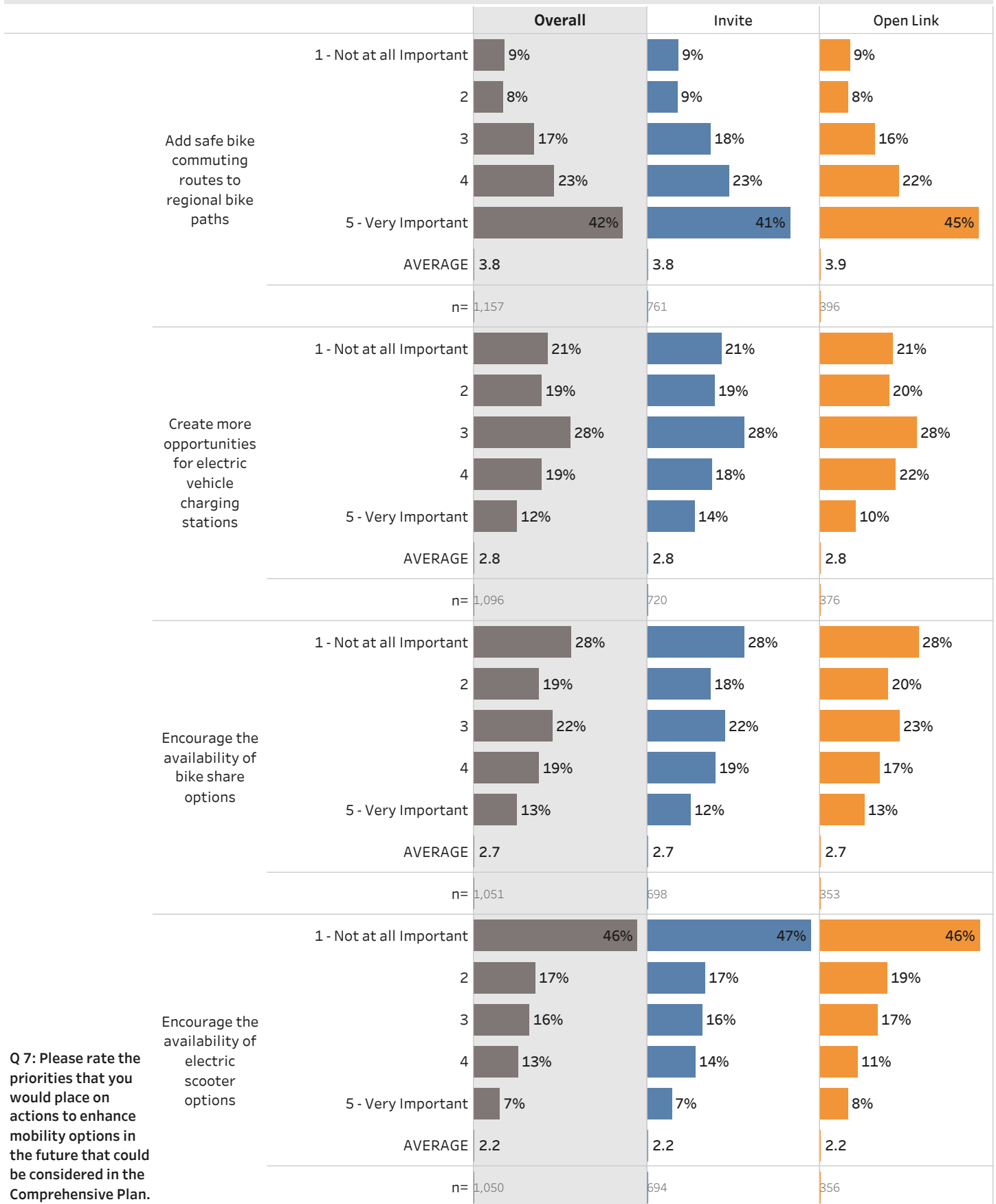
		Overall	Invite	Open Link
<p><b>Q 5: As the city plans for the future, please indicate the level of priority that should be given to the following types of improvements or enhancements in Lafayette.</b></p> <p>Provide more on-street bike options</p>	1 - Not a Priority	16%	19%	12%
	2	14%	16%	11%
	3	22%	20%	25%
	4	21%	20%	24%
	5 - High Priority	26%	25%	29%
	AVERAGE	3.3	3.2	3.5
	n=	1,162	768	394
<p>Provide more trails and paths to parks, open spaces, places of shopping and employment, etc.</p>	1 - Not a Priority	4%	5%	2%
	2	5%	5%	4%
	3	18%	18%	17%
	4	30%	30%	31%
	5 - High Priority	44%	43%	45%
	AVERAGE	4.0	4.0	4.1
	n=	1,198	794	404
<p>Reduce traffic congestion</p>	1 - Not a Priority	3%	3%	4%
	2	9%	10%	7%
	3	17%	16%	18%
	4	20%	18%	23%
	5 - High Priority	51%	52%	49%
	AVERAGE	4.1	4.1	4.1
	n=	1,197	788	409
<p><b>Q 6: What types of sustainability programs should be given the greatest emphasis by the City as Lafayette looks to the future? (Select up to 3 choices)</b></p>	Nature and the outdoors	31%	30%	34%
	Waste reduction and recycling	30%	33%	24%
	Water conservation, efficiency, and quality	29%	31%	26%
	Health and wellness	29%	35%	16%
	Air quality	28%	29%	25%
	Preserve existing buildings	27%	38%	6%
	Energy efficiency and renewable sources (wind, solar, etc.)	27%	20%	42%



Community Priorities

		Overall	Invite	Open Link
Q 6: What types of sustainability programs should be given the greatest emphasis by the City as Lafayette looks to the future? (Select up to 3 choices)	Wildlife habitat	26%	27%	26%
	Climate change	26%	24%	30%
	Culture / heritage	21%	25%	14%
	Alternative transportation options	17%	16%	20%
	Economy	14%	12%	17%
	Electric vehicle infrastructure options	13%	16%	7%
	Other:	5%	5%	4%
	Nothing / none of the above	1%	1%	0%
	n=	1,234	823	411

Source: RRC Associates

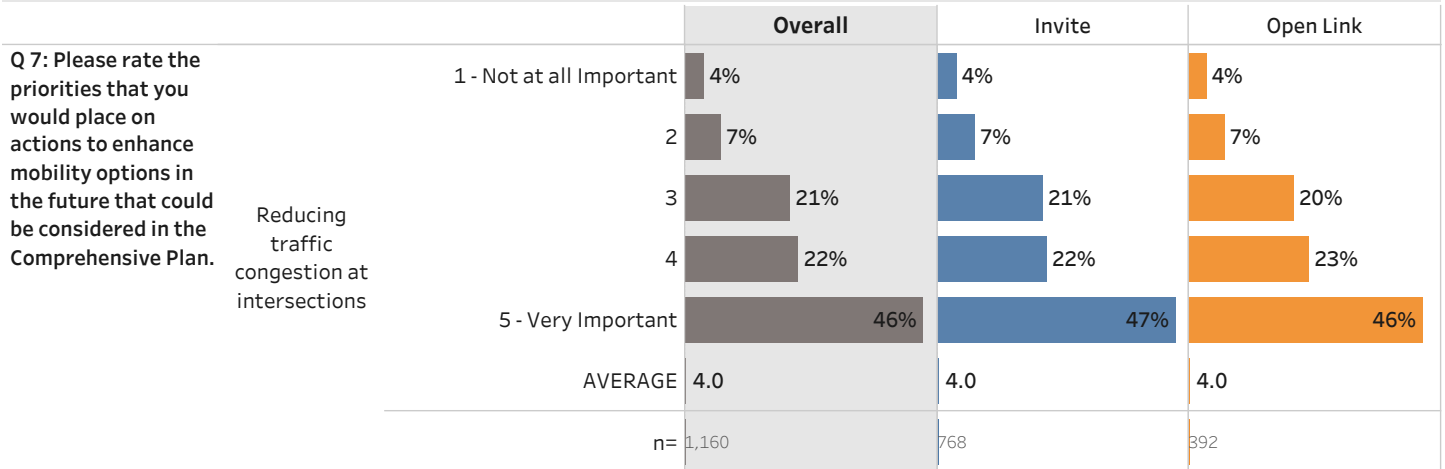


Q 7: Please rate the priorities that you would place on actions to enhance mobility options in the future that could be considered in the Comprehensive Plan.

Q 7: Please rate the priorities that you would place on actions to enhance mobility options in the future that could be considered in the Comprehensive Plan.

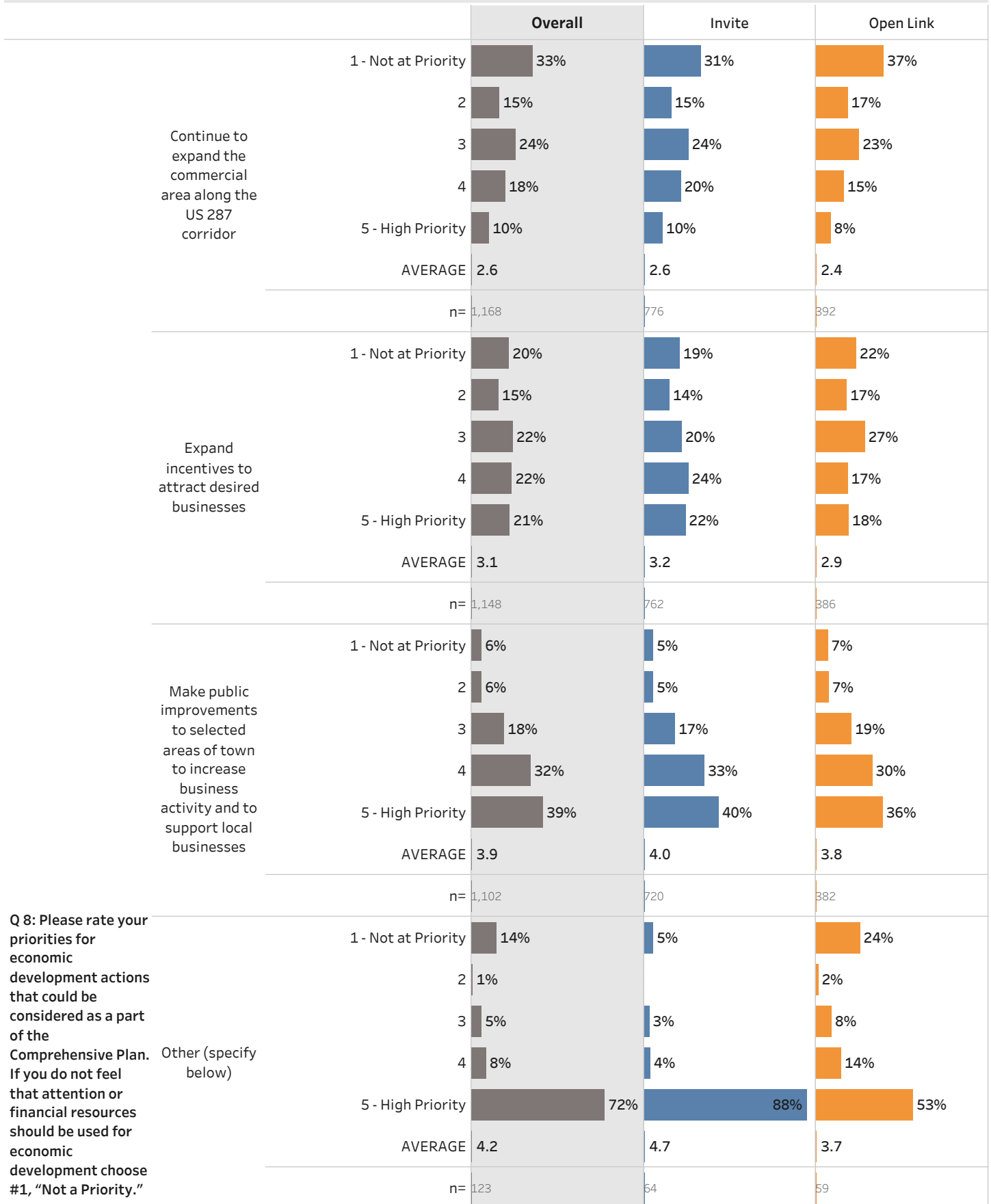
		Overall	Invite	Open Link
Encourage the availability of vehicle share options	1 - Not at all Important	31%	32%	28%
	2	19%	19%	21%
	3	25%	25%	24%
	4	17%	17%	18%
	5 - Very Important	8%	7%	10%
	AVERAGE	2.5	2.5	2.6
	n=	1,043	686	357
Expand bus/transit options (including number of routes and frequency of service)	1 - Not at all Important	11%	10%	14%
	2	11%	12%	10%
	3	23%	23%	23%
	4	26%	27%	24%
	5 - Very Important	29%	29%	28%
	AVERAGE	3.5	3.5	3.4
	n=	1,119	741	378
Improve/provide additional sidewalks and trails to connect neighborhoods	1 - Not at all Important	5%	4%	5%
	2	8%	8%	7%
	3	22%	22%	21%
	4	31%	31%	30%
	5 - Very Important	35%	34%	38%
	AVERAGE	3.8	3.8	3.9
	n=	1,182	782	400
Provide a city-wide transit pass (similar to the Eco Pass) for bus service	1 - Not at all Important	17%	17%	17%
	2	15%	16%	13%
	3	23%	23%	22%
	4	21%	20%	23%
	5 - Very Important	24%	24%	26%
	AVERAGE	3.2	3.2	3.3
	n=	1,119	743	376

Transportation Enhancements in Lafayette



Source: RRC Associates

**Lafayette Comprehensive Plan Survey** | Invite & Open Link By "Data Source"  
 Economic Development Opportunities for Lafayette



**Lafayette Comprehensive Plan Survey** | Invite & Open Link By "Data Source"  
 Economic Development Opportunities for Lafayette

		Overall	Invite	Open Link	
<b>Q 8: Please rate your priorities for economic development actions that could be considered as a part of the Comprehensive Plan. If you do not feel that attention or financial resources should be used for economic development choose #1, "Not a Priority."</b>	Solicit major retailers to locate in the community	1 - Not at Priority	40%	38%	44%
		2	16%	17%	16%
		3	20%	20%	20%
		4	14%	14%	13%
		5 - High Priority	9%	11%	7%
		AVERAGE	2.4	2.4	2.2
		n=	1,178	782	396
Work to increase employment opportunities in the community so more residents can live and work in Lafayette	1 - Not at Priority	9%	8%	9%	
	2	9%	9%	10%	
	3	27%	25%	29%	
	4	29%	29%	29%	
	5 - High Priority	26%	28%	22%	
	AVERAGE	3.6	3.6	3.4	
	n=	1,164	775	389	
Work to retain and expand existing smaller local businesses	1 - Not at Priority	1%	1%	1%	
	2	2%	2%	2%	
	3	11%	10%	12%	
	4	29%	28%	31%	
	5 - High Priority	57%	59%	53%	
	AVERAGE	4.4	4.4	4.3	
	n=	1,208	806	402	
<b>Q 10: Over the last few years, do you feel the rate of growth and development in Lafayette has been too little, just about right, or too much? Please provide answers for residential, retail, employment centers (offices), and industrial development.</b>	Restaurants / food and beverage	1 - Too Little	33%	36%	28%
		2 - Just About Right	62%	61%	66%
		3 - Too Much	4%	4%	6%
		AVERAGE	1.7	1.7	1.8
		n=	1,169	783	386
Business parks / employment centers (offices)	1 - Too Little	19%	17%	23%	
	2 - Just About Right	58%	59%	56%	

**Lafayette Comprehensive Plan Survey** | Invite & Open Link By "Data Source"  
 Economic Development Opportunities for Lafayette

		Overall	Invite	Open Link	
<b>Q 10: Over the last few years, do you feel the rate of growth and development in Lafayette has been too little, just about right, or too much? Please provide answers for residential, retail, employment centers (offices), and industrial development.</b>	Business parks / employment centers (offices)	3 - Too Much	22%	23%	21%
		AVERAGE	2.0	2.1	2.0
		n=	918	619	299
	Industrial	1 - Too Little	12%	10%	15%
		2 - Just About Right	58%	61%	54%
		3 - Too Much	30%	29%	31%
		AVERAGE	2.2	2.2	2.2
		n=	718	493	225
	Residential	1 - Too Little	5%	6%	4%
		2 - Just About Right	39%	39%	38%
3 - Too Much		56%	55%	58%	
AVERAGE		2.5	2.5	2.5	
n=		1,147	769	378	
Retail businesses (shops and services)	1 - Too Little	25%	25%	24%	
	2 - Just About Right	65%	66%	63%	
	3 - Too Much	11%	9%	13%	
	AVERAGE	1.9	1.8	1.9	
	n=	1,119	742	377	

Source: RRC Associates

Lafayette Comprehensive Plan Survey | Invite & Open Link By "Data Source"

Housing Options for a Range of Income Levels in Lafayette and the Region

		Overall	Invite	Open Link	
Q 11: How do you feel about expanding the housing options available to a wide range of income levels for households that live or work in Boulder County?	The most critical problem facing Boulder County/Lafayette	14%	13%	15%	
	One of the more serious problems	43%	44%	42%	
	A problem, but there are others which also need attention	26%	26%	26%	
	One of our lesser problems	8%	10%	7%	
	It is a problem that I'm not sure we can affect	6%	4%	7%	
	I don't believe it is a problem	3%	3%	3%	
n=		575	184	391	
Q 11: How do you feel about expanding the housing options available to a wide range of income levels for households that live or work in in the City of Lafayette?	The most critical problem facing Boulder County/Lafayette	7%	6%	8%	
	One of the more serious problems	29%	24%	31%	
	A problem, but there are others which also need attention	37%	38%	36%	
	One of our lesser problems	14%	16%	12%	
	It is a problem that I'm not sure we can affect	5%	5%	5%	
	I don't believe it is a problem	8%	11%	7%	
n=		537	174	363	
A range of housing for older adults/seniors	1 - Too Little	41%	30%	47%	
	2 - Just About Right	51%	62%	46%	
	3 - Too Much	7%	8%	7%	
	AVERAGE	1.7	1.8	1.6	
	n=		394	122	272
Q 12: The City encourages planning for a variety of housing options for residents of various backgrounds, ages, and incomes. With that in mind, do you think Lafayette has the right amount, too much, or too little of the following?	Accessory dwelling unit – small residence/ guest suite adjacent to or part of a principal unit (also known as ADU)	1 - Too Little	55%	52%	57%
		2 - Just About Right	33%	33%	33%
		3 - Too Much	12%	15%	10%
		AVERAGE	1.6	1.6	1.5
	n=		328	90	238
Apartments	1 - Too Little	23%	20%	25%	
	2 - Just About Right	54%	61%	50%	
	3 - Too Much	23%	19%	25%	
	AVERAGE	2.0	2.0	2.0	



# Lafayette Comprehensive Plan Survey | Invite & Open Link By "Data Source"

## Housing Options for a Range of Income Levels in Lafayette and the Region

**Q 12: The City encourages planning for a variety of housing options for residents of various backgrounds, ages, and incomes. With that in mind, do you think Lafayette has the right amount, too much, or too little of the following?**

		Overall	Invite	Open Link
Apartments	n= 468		145	323
Co-housing communities – private homes clustered around shared space	1 - Too Little	48%	42%	51%
	2 - Just About Right	40%	49%	36%
	3 - Too Much	11%	9%	12%
	AVERAGE	1.6	1.7	1.6
Mobile homes	n= 379		109	270
Mobile homes	1 - Too Little	5%	5%	6%
	2 - Just About Right	49%	44%	52%
	3 - Too Much	46%	52%	43%
	AVERAGE	2.4	2.5	2.4
Single-family higher density homes on small lots	n= 468		148	320
Single-family higher density homes on small lots	1 - Too Little	17%	19%	17%
	2 - Just About Right	46%	48%	46%
	3 - Too Much	36%	34%	38%
	AVERAGE	2.2	2.1	2.2
Single-family lower density homes on large lots	n= 510		161	349
Single-family lower density homes on large lots	1 - Too Little	22%	30%	17%
	2 - Just About Right	52%	52%	51%
	3 - Too Much	26%	17%	31%
	AVERAGE	2.0	1.9	2.1
Tiny homes (very small homes, a new concept in living)	n= 502		158	344
Tiny homes (very small homes, a new concept in living)	1 - Too Little	67%	64%	70%
	2 - Just About Right	18%	19%	18%
	3 - Too Much	14%	18%	13%
	AVERAGE	1.5	1.5	1.4
Townhomes/c...	n= 349		103	246
Townhomes/c...	1 - Too Little	23%	16%	27%
	2 - Just About Right	59%	67%	54%

# Lafayette Comprehensive Plan Survey | Invite & Open Link By "Data Source"

## Housing Options for a Range of Income Levels in Lafayette and the Region

			Overall	Invite	Open Link
that in mind, do you think Lafayette has the right amount, too much, or too little of the following?	Townhomes/c...	3 - Too Much	18%	16%	19%
		AVERAGE	2.0	2.0	1.9
		n=	490	157	333
Q 13: If one type of housing were to be emphasized to better meet your household's current needs, which would it be?	Single-family lower density homes on large lots		32%	39%	27%
	Single-family higher density homes on small lots		17%	23%	13%
	Accessory dwelling unit - small residence/guest suite adjacent to or part..		12%	8%	15%
	A range of housing for older adults/seniors		12%	2%	19%
	Co-housing communities - private homes clustered around shared space		9%	9%	8%
	Tiny homes (very small homes, a new concept in living)		8%	8%	8%
	Townhomes/condominiums		7%	6%	7%
	Apartments		3%	4%	3%
	Mobile homes		0%	0%	
	n=	520	170	350	
Boulder County-led programs for encouraging a wider range of housing options at various price points to be affordable for residents and workers in Lafayette	1 - Not a Priority		21%	22%	20%
	2		9%	10%	8%
	3		18%	17%	19%
	4		25%	25%	26%
	5 - High Priority		27%	26%	28%
	AVERAGE		3.3	3.2	3.3
	n=	1,080	720	360	
City-led programs in your area for encouraging a wider range of housing options at various price points to be affordable for residents and workers	1 - Not a Priority		23%	25%	20%
	2		12%	12%	11%
	3		19%	19%	21%
	4		23%	23%	25%
	5 - High Priority		22%	22%	24%
	AVERAGE		3.1	3.0	3.2
n=	1,082	721	361		
Q 14: What priority would you place on the following types of actions to expand housing options for all income levels? If you do not feel that attention or financial resources should be used to create more options, please choose #1, "Not a Priority."	Developing higher density	1 - Not a Priority	54%	56%	52%

Lafayette Comprehensive Plan Survey | Invite & Open Link By "Data Source"

Housing Options for a Range of Income Levels in Lafayette and the Region

		Overall	Invite	Open Link
<p><b>Q 14: What priority would you place on the following types of actions to expand housing options for all income levels? If you do not feel that attention or financial resources should be used to create more options, please choose #1, "Not a Priority."</b></p> <p>Developing higher density by building up to 3 stories or more</p>	2	13%	12%	15%
	3	15%	15%	16%
	4	10%	10%	11%
	5 - High Priority	7%	8%	7%
	AVERAGE	2.0	2.0	2.1
	n=	1,062	708	354
<p>Developing smaller lots with higher density</p>	1 - Not a Priority	40%	43%	34%
	2	13%	13%	12%
	3	18%	18%	17%
	4	18%	15%	23%
	5 - High Priority	12%	11%	14%
	AVERAGE	2.5	2.4	2.7
n=	1,045	690	355	
<p>Encouraging a wider range of housing options for older residents (seniors)</p>	1 - Not a Priority	17%	18%	14%
	2	13%	14%	12%
	3	27%	28%	26%
	4	22%	21%	25%
	5 - High Priority	20%	19%	22%
	AVERAGE	3.2	3.1	3.3
n=	1,026	690	336	

Source: RRC Associates

# Lafayette Comprehensive Plan Survey

Invite & Open Link By "Data Source"

About You & About You and Your Household

	Overall	Invite	Open Link
Q 16: Age of respondent	Under 18	0%	0%
	18 - 24	1%	1%
	25 - 34	21%	28%
	35 - 44	20%	20%
	45 - 54	19%	18%
	55 - 64	22%	20%
	65 - 74	12%	9%
	75 or older	5%	5%
	AVERAGE	49.6	47.9
	n=	1,189	793
Q 17: How long have you lived in Colorado?	0 - 5 years	11%	9%
	6 - 10 years	13%	14%
	11 - 15 years	10%	9%
	16 - 20 years	10%	10%
	20+ years	57%	58%
	AVERAGE	26.1	25.7
	n=	1,218	819
Q 17: How long have you lived in Lafayette?	0 - 5 years	37%	34%
	6 - 10 years	20%	20%
	11 - 15 years	10%	9%
	16 - 20 years	12%	12%
	20+ years	21%	21%
	AVERAGE	12.7	12.6
n=	1,184	798	
Q 18: Do you identify as:	Female	54%	59%
	Male	40%	34%
	Prefer not to answer	6%	7%
	Other	0%	0%
n=	1,184	798	

**Lafayette Comprehensive Plan Survey**

Invite & Open Link By "Data Source"

About You & About You and Your Household

		Overall	Invite	Open Link
<b>Q 18: Do you identify as:</b>	n=	1,225	825	400
	White	84%	85%	81%
	Hispanic, Latino or Spanish origin	5%	5%	4%
	Asian	2%	3%	2%
	American Indian or Alaska Native	1%	1%	2%
	Another race	1%	1%	1%
	Black or African American	1%	0%	1%
	Other Pacific Islander	0%	0%	
	Native Hawaiian	0%	0%	
	Prefer not to answer	10%	9%	12%
	n=	1,215	816	399

**Q 19: Which of the following best describes your race? (Select all that apply)**

Source: RRC Associates

About Your Household

		Overall	Invite	Open Link
Q 20: Do you or another member of your household own or operate a business in Lafayette?	No	87%	87%	86%
	Yes	13%	13%	14%
	n=	1,210	816	394
Q 20: Do you/others in your family own or rent your residence?	Own	87%	87%	89%
	Rent	11%	13%	9%
	Other	1%	0%	2%
	n=	1,222	823	399
Q 21: Which of these categories best describes your household?	Single or couple, no children	38%	39%	35%
	Single or couple with children at home	37%	39%	35%
	Single or couple, children no longer at home ("empty nester")	18%	17%	20%
	Multi-generational home (grandparents, parents, children)	5%	4%	7%
	Prefer not to answer	2%	2%	2%
	n=	1,218	820	398
Q 22: How many people currently live in your home?	0	0%	0%	
	1	15%	16%	12%
	2	41%	39%	46%
	3	21%	22%	18%
	4	16%	16%	16%
	5+	7%	7%	8%
	AVERAGE	2.6	2.6	2.6
	n=	1,201	815	386
Q 23: How many of these household members are under the age of 18?	0	61%	60%	64%
	1	17%	18%	16%
	2	16%	17%	15%
	3	5%	5%	3%
	4	0%	0%	1%
	AVERAGE	0.6	0.7	0.6
n=	1,152	773	379	

# Lafayette Comprehensive Plan Survey

Invite & Open Link By "Data Source"

## About Your Household

		Overall	Invite	Open Link
Q 24: And in what language would you like to receive communications from Lafayette?	English	98%	98%	99%
	Other:	1%	2%	1%
	Spanish	0%		1%
	n=	521	175	346
Q 24: What is the primary language spoken in your household?	English	97%	95%	97%
	Spanish	2%	2%	2%
	Other:	2%	3%	1%
	n=	576	182	394
Q 25: Where You Work: Which category best describes the current employment of you and other adult members of your household, and where do you and other adults in your household work? (Check all that apply)	Boulder	27%	27%	28%
	Lafayette – work from home / remotely / telecommute as paid employment	23%	21%	28%
	Retired	15%	15%	17%
	Lafayette – work within City but outside my home	12%	10%	14%
	Downtown Denver and areas to the south	11%	10%	12%
	Broomfield	8%	8%	6%
	Louisville	6%	6%	7%
	Other Boulder County	4%	4%	4%
	Unemployed not currently looking for work	2%	2%	3%
	Longmont	2%	2%	2%
	Unemployed looking for work	2%	2%	2%
	Other (specify below)	7%	8%	5%
n=	1,169	796	373	
Q 25: Where Other Adults Work#2: Which category best describes the current employment of you and other adult members of your household, and where do you and other adults in your household work? (Check all that apply)	Boulder	28%	28%	27%
	Lafayette – work from home / remotely / telecommute as paid employment	17%	17%	18%
	Downtown Denver and areas to the south	12%	12%	14%
	Retired	12%	12%	13%
	Lafayette – work within City but outside my home	10%	10%	12%
	Broomfield	7%	7%	7%
	Longmont	6%	7%	4%

About Your Household

		Overall	Invite	Open Link
<b>Q 25: Where Other Adults Work#2:</b> Which category best describes the current employment of you and other adult members of your household, and where do you and other adults in your household work? (Check all that apply)	Louisville	6%	6%	6%
	Other Boulder County	5%	5%	5%
	Unemployed looking for work	2%	2%	3%
	Unemployed not currently looking for work	2%	2%	2%
	Other (specify below)	8%	8%	7%
	n=	850	571	279
<b>Q 25: Where Other Adults Work#3:</b> Which category best describes the current employment of you and other adult members of your household, and where do you and other adults in your household work? (Check all that apply)	Boulder	28%	30%	25%
	Lafayette - work within City but outside my home	14%	15%	13%
	Retired	12%	9%	19%
	Downtown Denver and areas to the south	10%	9%	13%
	Lafayette - work from home / remotely / telecommute as paid employment	9%	5%	17%
	Longmont	9%	10%	6%
	Louisville	7%	9%	4%
	Unemployed not currently looking for work	6%	6%	6%
	Unemployed looking for work	6%	2%	13%
	Other Boulder County	5%	5%	4%
	Broomfield	4%	4%	6%
	Other (specify below)	17%	15%	23%
n=	152	100	52	